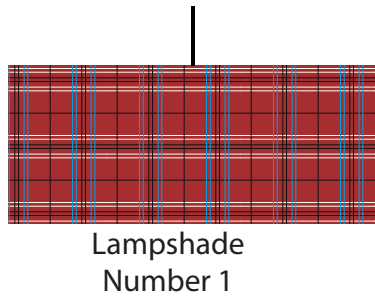


# How To Make 2 Tier Lampshade

Using Tier frame sets supplied by [needcraft.co.uk](http://needcraft.co.uk)

Make the two lampshades and follow the diagram below for ring placement.




← FIT UTILITY RING IN TOP  
FOR LAMP HOLDER



← FIT CONNECTION RING IN BOTTOM  
TO CONNECT LAMPSHADE 2




**NOTE: Hooks on ring must face down**



← FIT PLAIN RING IN TOP


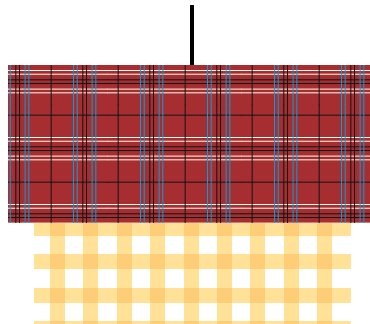


← FIT PLAIN RING IN BOTTOM



## How To Connect

Lampshades simply connect by hooking into each other.



HOOKS ON CONNECTION RINGS  
GRIP THE PLAIN RINGS



Tier Frame system is available from [www.needcraft.co.uk](http://www.needcraft.co.uk)